

Dear Kindergarten families,

Included in this packet are activities to support some essential learning for your child while s/he is engaged in Distance Learning. The items included will support your child's learning as s/he prepares to finish the school year and prepare for 1st grade. In this packet you will find:

An Alphabet Book & Handwriting Practice

This provides opportunities for your child to practice the sounds of the letter, practice writing the letter and practice reading the letters in the context of words. Your child can choose one letter to study.

Phonics Packet & High Frequency Words

There is a phonics packet that can also support this Alphabet book should you choose to use the picture and word cards. We have also included game ideas to play with the letter cards we included as well as the picture cards and high frequency word lists. We encourage you to involve your child in cutting and organizing these items for use and accessibility.

Writing Journal

The journal includes various writing prompts from which your child may choose. Some prompts are meant to follow a book or reading selection of your choice and some are more experience-based. Your child may need some support with this. Encourage your child to talk about their response to a prompt prior to writing to organize their thoughts, then possibly illustrate the idea and then with help and support, s/he can write words and sentences to explain their thoughts.

Oral Language Practice

Build oral language skills through poetry and rhyme. We have included poems for your child to learn and hopefully recite from memory after practice. Have fun with this! Encourage voice inflection and movements along with props or even extend it into an art project.

Enrichment

In addition to this packet, we encourage you to try and capitalize on your time at home and involve children in cooking, write list of ingredients, write a grocery list, play store, play house (change roles) and engage in other imaginative play activities. We have also included a list of websites for additional support.

Alphabet Book, Handwriting Book and Journal due May 22



TK-Kindergarten Online Resources

Storyline Online is a children's literacy website which provides free storytelling videos to foster a love of reading in children.

<https://www.storylineonline.net/>

Unite for Literacy-access to an abundance of books in many different languages and cultures and cultivate a lifelong love of reading. Books are narrated.

<https://www.uniteforliteracy.com/>

Story Time from Space features astronauts reading beloved children's books from the International Space Station.

<https://storytimefromspace.com/>

Scholastic Learning at home Students can read books and watch videos at their levels. It starts with PreK and Kinder and goes to 6th and up! Just follow the directions on the page to get started! It's Free!!

<https://classroommagazines.scholastic.com/support/learnathome.html>

Time for Kids free access to a library of grade-specific digital editions of TIME for Kid literacy magazine.

<https://www.timeforkids.com/k1/>

Abcya is a website that provides educational games and activities for school-aged children. The games on the website are organized into grade levels from pre-kindergarten to Sixth grade, as well as into subject categories such as letters, numbers, and holidays.

<https://www.abcya.com/>

Starfall provides interactive content reading, basic math, shapes, and phonics. Very easy to navigate. Starfall has free apps available for Android and iOS devices

<https://www.starfall.com/h/>



Reading BINGO

Read on the couch	Read to a stuffed animal	Read with a flashlight	Look for snap words in your books	Read in your PJ's
Find 10 objects that start with a vowel	Read in a blanket fort	Go outside and find objects that start with "S"	Read to a family member	Read a book about animals
Read in the bathtub	Read a cookbook to find a new recipe	Free	Read in your bed	Read under the kitchen table
Say some Nursery Rhymes	Read a bedtime story	Read a rhyming book	Read with a friend	Read the labels on food in your pantry
Read outside	Read to someone over the phone	Wear a T-shirt with words on it	Watch a movie that is also a book. Find the differences.	Find some objects that start with "M"

A Circle of Sun

I'm dancing.
I'm leaping.
I'm skipping about.
I gallop.
I grin.
I giggle.
I shout.
I'm Earth's many colors.
I'm morning and night.
I'm honey on toast.
I'm funny.
I'm bright.
I'm swinging.
I'm singing.
I wiggle.
I run.
I'm a piece of the sky
In a circle of sun.

By: Rebecca Kai Dotlich

Just Watch

Watch
how high
I'm jumping.

Watch
how far
I hop.

Watch
how long
I'm skipping

Watch
how fast
I stop!

By Myra Cohn Livingston

Your Birthday Cake

Your birthday cake is made of mud
Because I cannot cook.
I cannot read a recipe or follow in a book.
I'm not allowed to use the stove
To simmer, roast or bake.
I have no money of my own to buy a birthday
cake.
I'm sure to get in trouble if I mess around
with dough.
But I've made your birthday cake of mud
Because I love you so.

Rosemary Wells

Frog's Lullaby

Sleep, my pretty polliwog.
Polly wally wiggle wag

Polly wiggle waggle wag
Wiggle waggle waggle wag

Polly wally wiggle waggle
Wiggle waggle waggle froggle

Sleep, my little wiggle head,
In your little water bed.

Sweet dreams, pretty polliwog
When you wake, you'll be a frog.
Charlotte Pomerantz

Who?

Who lives inside a house
That doesn't have a door?

It doesn't have a window
Or light inside, what's more

Who lives inside a house
with walls so frail and thin
that when he once comes out
He cannot go back in?

Aileen Fisher



Kindergarten Daily Schedule



Daily Reading & Writing 30 minutes minimum	<ul style="list-style-type: none"> • One page of the alphabet book • One page of handwriting • Read aloud with questions • Journal writing • Phonics/HFW game • Recite Poetry
Math 30 minutes	<ul style="list-style-type: none"> • Counting to 100 • Number of the Day • Daily Math Problem • Number Writing • Math Conversation • Daily Activity
Science 30-45 minutes weekly	<ul style="list-style-type: none"> • Choose one (or more) activity from the Science Learning menu
Social Studies 30-45 minutes weekly	<ul style="list-style-type: none"> • Discuss the four overarching questions found in the parent letter • Complete pages from the Coloring Book on farming in various places
PE 30 minutes (recommended)	<ul style="list-style-type: none"> • Choose from a checklist of physical activities for April and May
ELD 15 minutes	<ul style="list-style-type: none"> • Complete daily activity using the Calendar and Interactive Read-Aloud Card

Kindergarten HFW/Sight Words

Sky Writing - Stand up and extend your arm all the way out in front of you. Pointing with two fingers, spell the word in the air starting from the left side of the body all the way to the right.

SideWalk Chalk - Write really big sight words on the sidewalk or driveway.

Painting - paint the words.

Write the word with your finger in...

- salt on a small tray
- shaving cream on a cookie sheet

Write the word with

- chalk on a chalkboard
- dry erase markers on a whiteboard
- crayon on paper overtop a piece of sandpaper
-

Create the Word Out of Different Materials

- Play Dough
- Wikki Stix
- Model Magic

Here are some fun twists on the traditional flashcard.

BOOM-Shuffle the cards and put them in a face-down stack. Player A draws a card from the stack and reads the word on it out loud. If he/she reads the word correctly, they get to keep the card. Then Player B takes a turn. If Player A does not read the word correctly, Player B gets a chance to read that word and collect a card. Draw a BOOM card, and you lose all the cards you collected and have to start over.

Go Fish - Make playing cards for sight words in sets of two. Write on index cards or on cardstock.

Memory - Make playing cards for anywhere from 5 to 20 sight words - remember to make 2 cards for each word. Write on index cards or print your own.

Write the words on sticky notes. Then have your child swat each sight word with a fly swatter as you name it.

Make a sight word **treasure hunt** around the house by putting words throughout the house.





I

SIGHTWORDS.com



can

SIGHTWORDS.com



of

SIGHTWORDS.com



you

SIGHTWORDS.com



the

SIGHTWORDS.com



have

SIGHTWORDS.com



do

SIGHTWORDS.com



my

SIGHTWORDS.com



they

SIGHTWORDS.COM



we

SIGHTWORDS.COM



are

SIGHTWORDS.COM



said

SIGHTWORDS.COM



see

SIGHTWORDS.COM



he



want



a

with



me



like



is



this



to



she



what





and

SIGHTWORDS.com



go

SIGHTWORDS.com



look



was

SIGHTWORDS.com



has

SIGHTWORDS.com

for

SIGHTWORDS.com



Kindergarten Alphabet Book



This is your very own alphabet book. Complete a page everyday. You have many choices for how you create it.

For pictures you may use a combination of the following ideas:

- Choose pictures from the phonics packet- cut and paste them
- Draw your own pictures
- Find pictures in magazines, newspapers or food wrappers
- family photos (only if your family says that's ok)

For the words you may:

- Sound out each of the pictures
- Write a sentence with one or more of the words in the pictures
- Write a story for each page

Make it your own. Be sure to include family names, pets, favorite toys or characters.

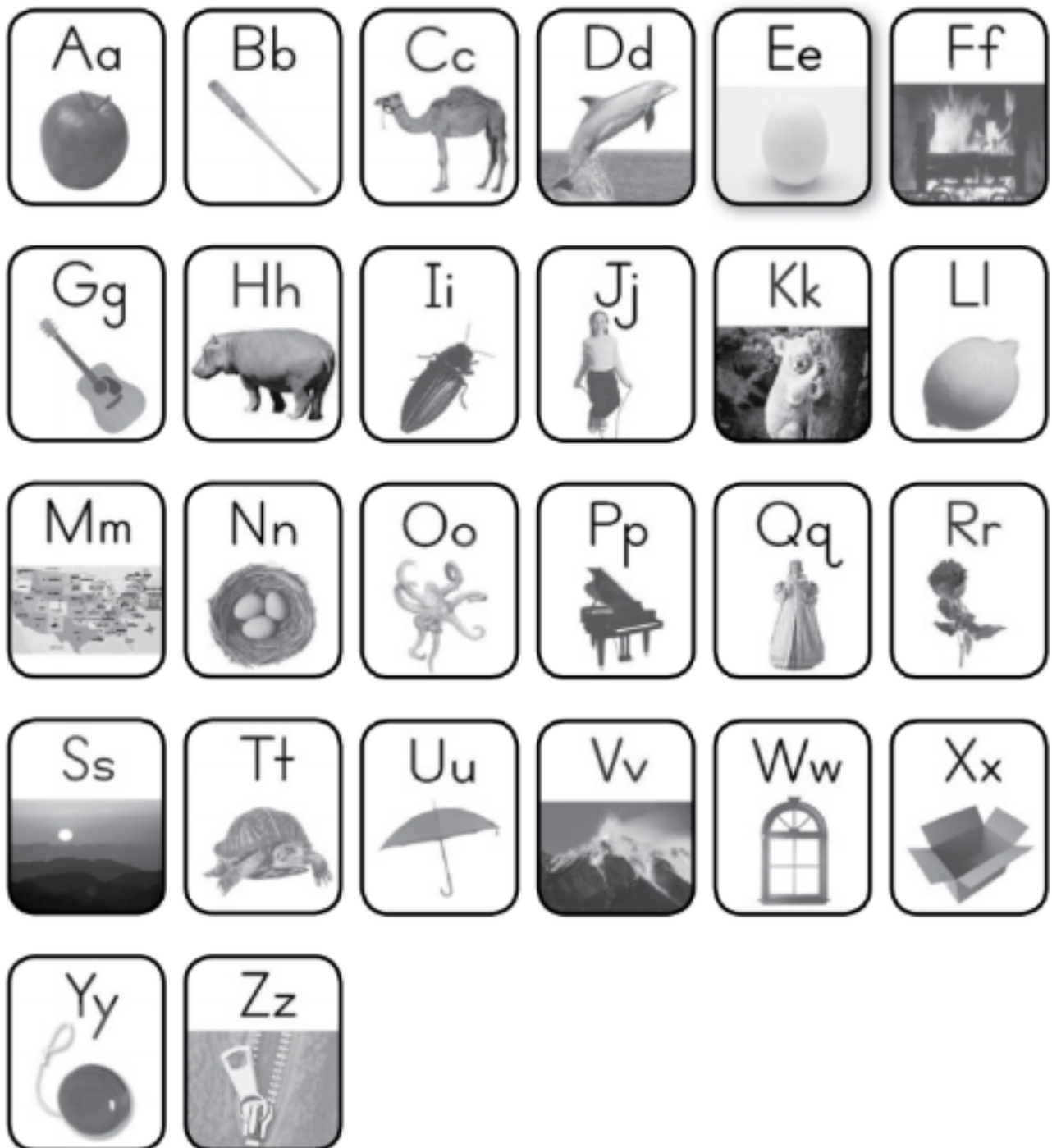
Families please let students sound out the words. You can help by saying the word slowly emphasizing each sound.

The process is more important than the product. This book is to be made by the student. It will look like it was made by a five or six year old. It is important that the student and family understands this. Provide guidance, but don't do it for them. It will not be perfect, but it should be fun and provide an opportunity for your

beginning reader/writer to understand the alphabetic principle: that the letters make the sounds and sounds put together make our words.

If you need support ask your child's teacher or email DeeDee Ring dring@egusd.net we will provide a video example of a sounding out lesson.

The Alphabet



Aa is for

--	--	--

Bb is for

--	--	--

Cc is for

--	--	--

Dd is for

--	--	--

Ee is for

--	--	--

Ff is for

--	--	--

G g is for

--	--	--

Hh is for

--	--	--

li is for

--	--	--

Jj is for

--	--	--

Kk is for

--	--	--

LI is for

--	--	--

M m is for

--	--	--

N n is for

--	--	--

O o is for

--	--	--

Pp is for

--	--	--

Qq is for

--	--	--

Rr is for

--	--	--

Ss is for

--	--	--

Tt is for

--	--	--

Uu is for

--	--	--

Vv is for

--	--	--

Ww is for

--	--	--

Xx is for

--	--	--

Yy is for

--	--	--

Zz is for

--	--	--

Aa Bb Cc Dd

Ee Ff Gg Hh

Ii Jj Kk Ll

Mm Nn Oo Pp

Qq Rr Ss Tt

Uu Vv Ww

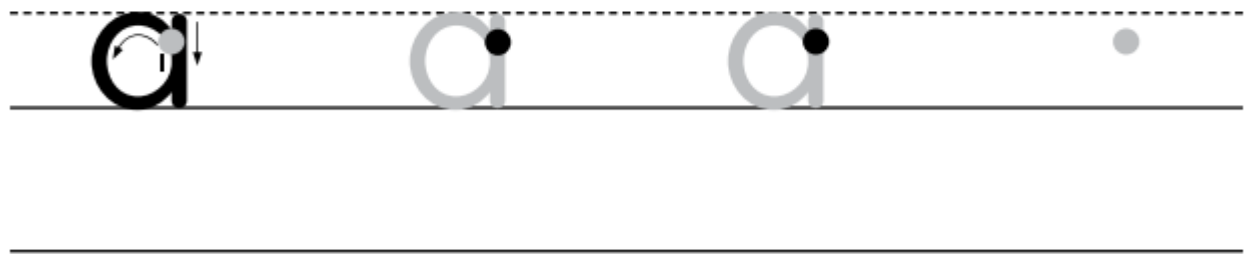
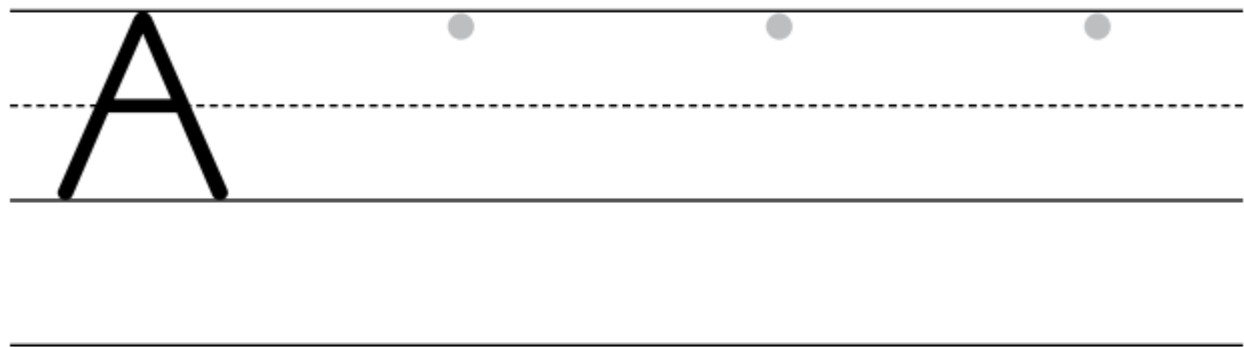
Xx Yy Zz

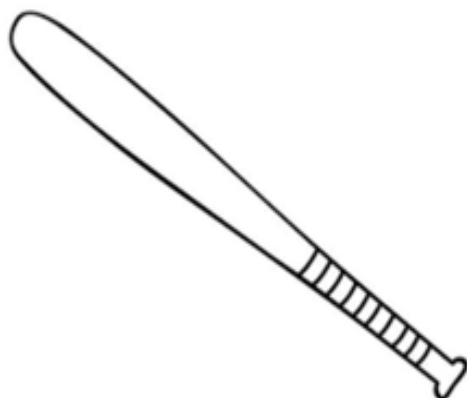
Adam Has an Apple



Adam has an apple and an ant in his hat,
ant in his hat, ant in his hat.

Adam has an apple and an ant in his hat,
so let's all clap our hands!





Play Ball!

You get the ball and I will get the bat.

You get the ball and I will get the bat.

You get the ball and I will get the bat.

Play ball! Play ball!

Batter up!



Can Your Camel Do the Can-Can?

Can your camel do the can-can?

Can she do the can-can?



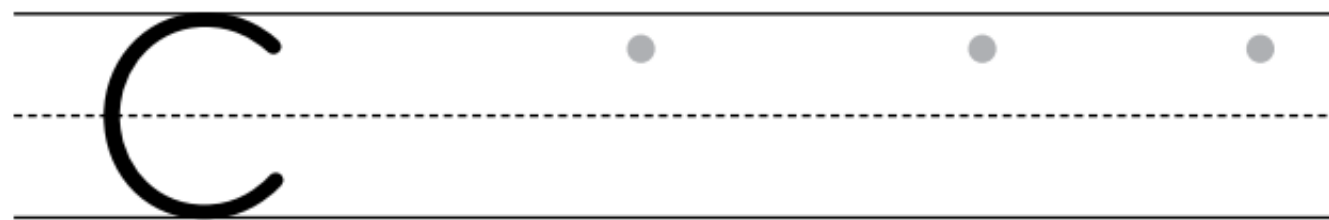
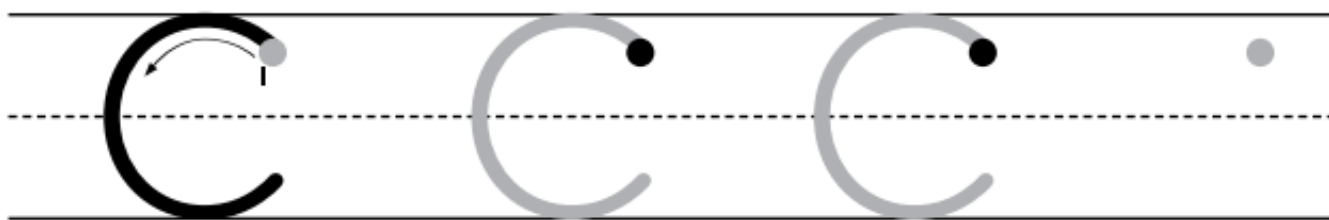
Can your camel do the can-can?

Can she do the can-can?

Yes, she does the can-can.

Yes, she does the can-can.

Yes, she does the can-can, tra-la-la!





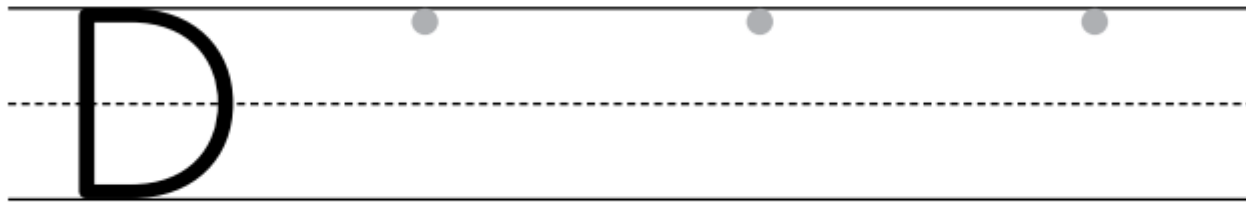
Did You See a Dolphin?

Did you see a dolphin diving in the deep?

Dipping and diving, swiftly she swims.

Do dolphins ever sleep?

Do dolphins ever sleep?


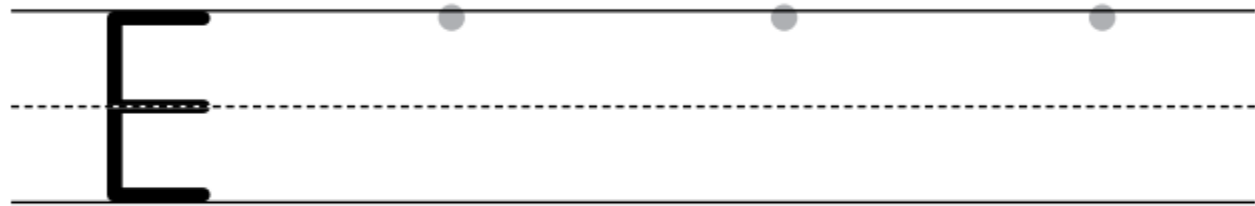
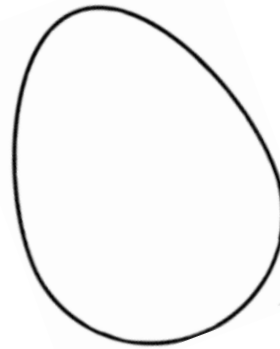


Scrambled Egg, Fried Egg

Scrambled egg, fried egg, egg on a plate,
boiled egg, egg on toast, hurry, don't be late!

Eggs are good for breakfast or in a salad,
too.

No matter how you cook them, they are good
for you.



Let's Build a Fire

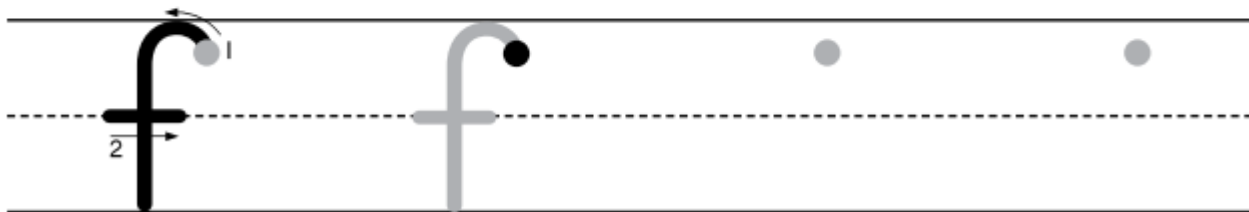
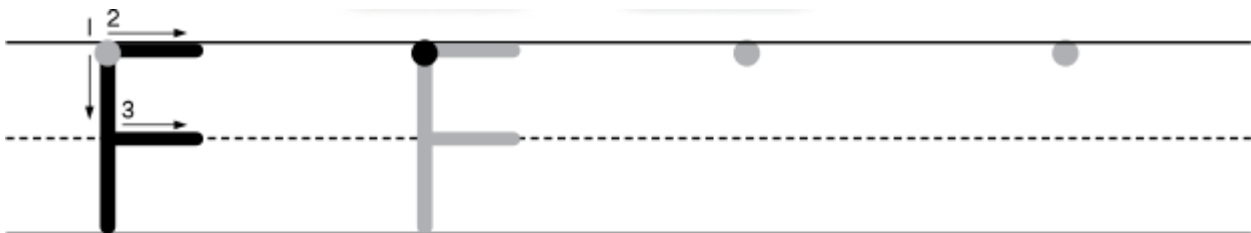
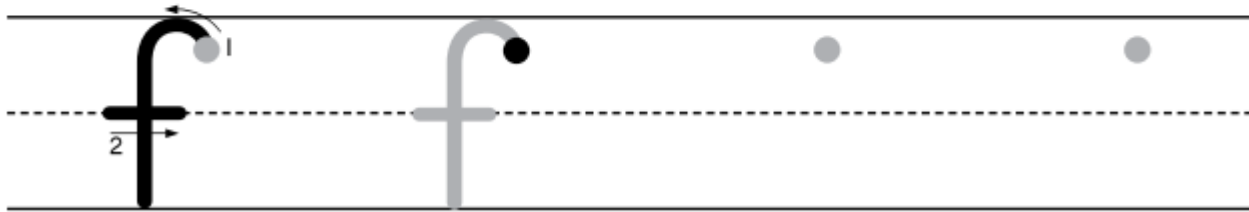
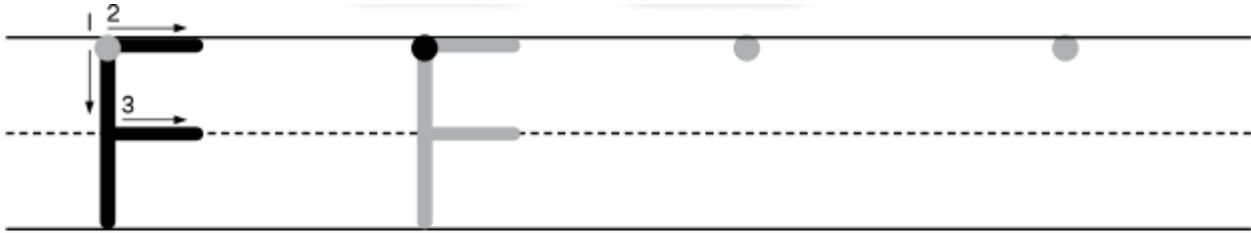
"Let's build a fire," Fiona said to Farley.

"Let's build a fire and invite all our friends.

You bring the hot dogs.

I'll bring the buns.

Let's build a fire, and we'll have a lot of fun."



Get a Guitar


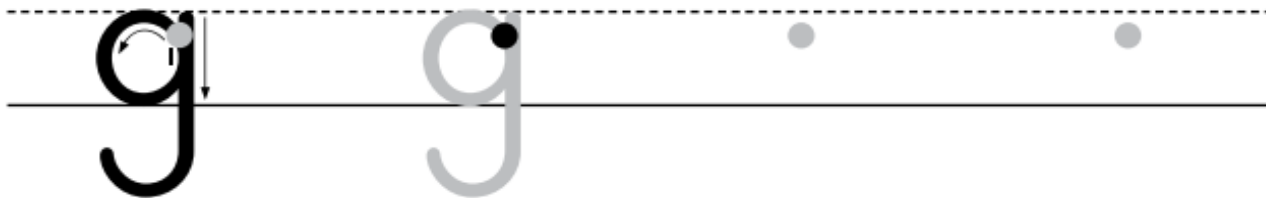
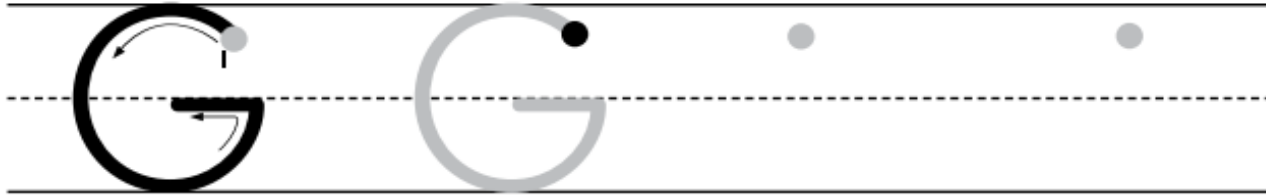
Get a guitar and you can sing a song.

Get a guitar and you can play it all day long.

Join the band and have some fun.

Sing and play till the day is done.

Get a guitar and you can sing a song.



A Hippo in the House

There's a hippo in the house.


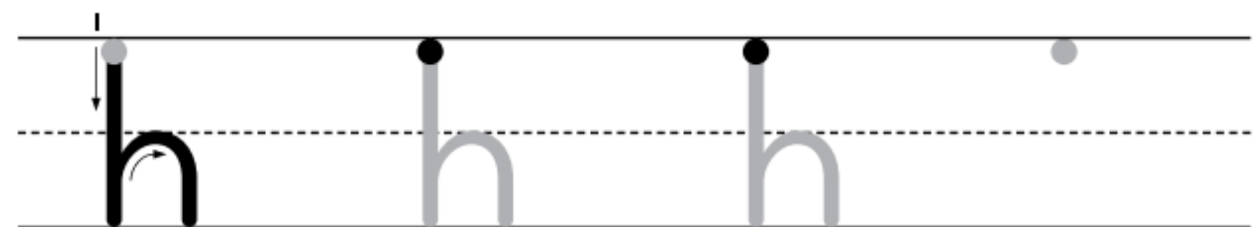

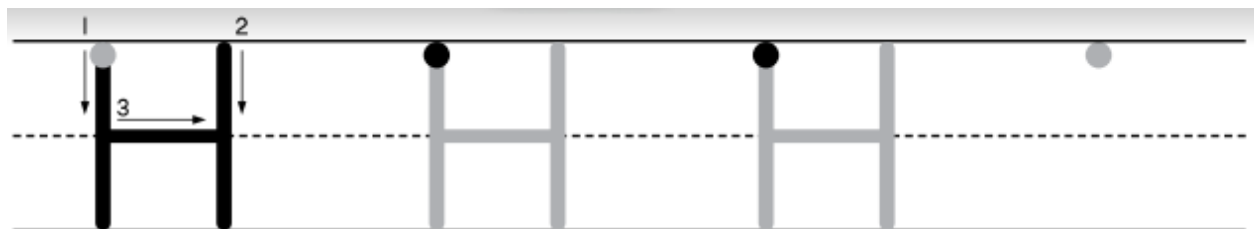
There's a hippo in the house.

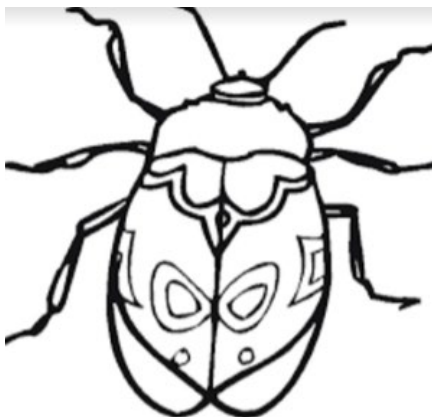
Not a kitten or a whale,
not a hamster or a snail,
but a hippo in the house.

There's a hippo in the house.

There's a hippo in the house.

Not a penguin or a puppy,
not a hedgehog or a guppy,
but a hippo in the house.





Kim Hears an Insect

Kim hears an insect buzzing

'round and 'round her head.

It's buzzing in the kitchen.

It's buzzing 'round her bed.

Kim hears an insect buzzing.

Why can't it sing instead?

Handwriting practice lines for the letter 'I'.

Row 1 (Apple icon): Shows the stroke order for uppercase 'I'. Stroke 1 is a vertical line down. Stroke 2 is a horizontal line across the top. Stroke 3 is a horizontal line across the bottom. The letter is shown on a three-line grid (top solid, middle dashed, bottom solid). There are three more dotted 'I' characters for tracing on the same grid.

Row 2 (Star icon): Shows a solid uppercase 'I' on a three-line grid, followed by three dotted 'I' characters for tracing.

Row 3 (Tree icon): Shows the stroke order for lowercase 'i'. Stroke 1 is a vertical line down to the bottom solid line. Stroke 2 is a dot placed above the middle dashed line. The letter is shown on a three-line grid. There are three more dotted 'i' characters for tracing on the same grid.

Row 4 (Fish icon): Shows a solid lowercase 'i' on a three-line grid, followed by three dotted 'i' characters for tracing.

Everybody Jump

Jenny likes to jump, jump, jump.

Jenny likes to jump, jump, jump.

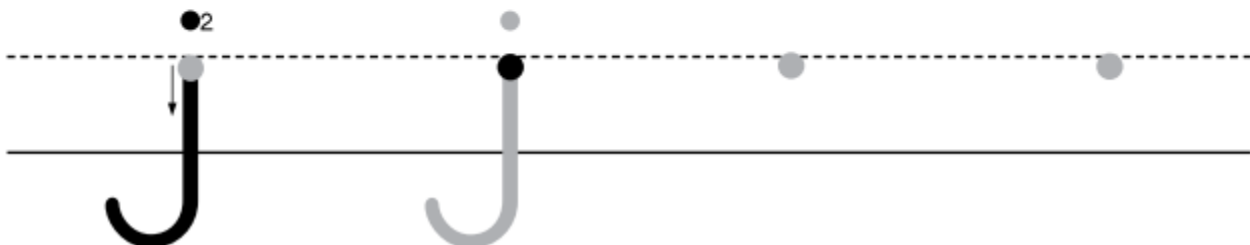
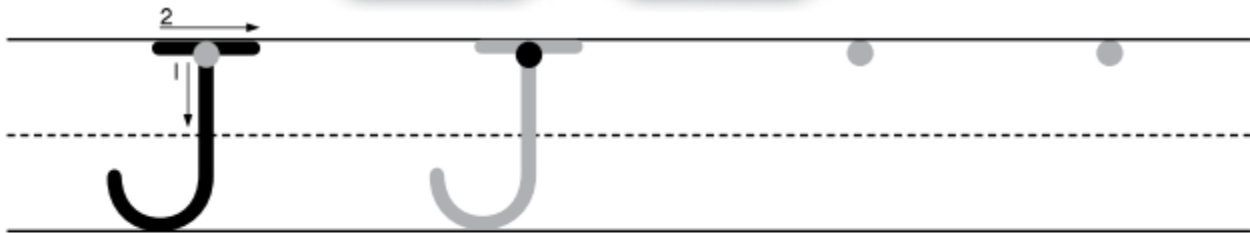
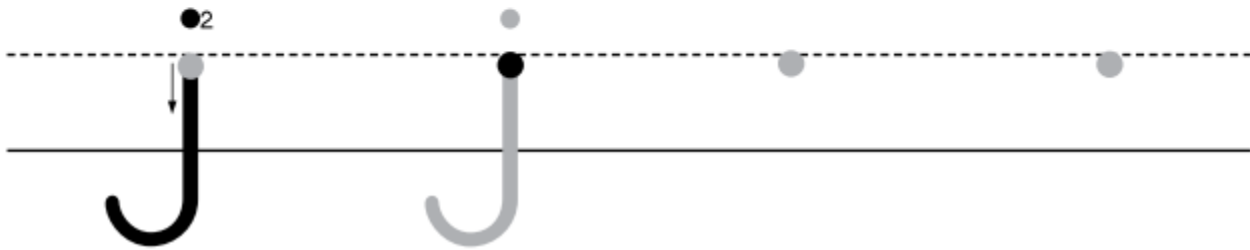
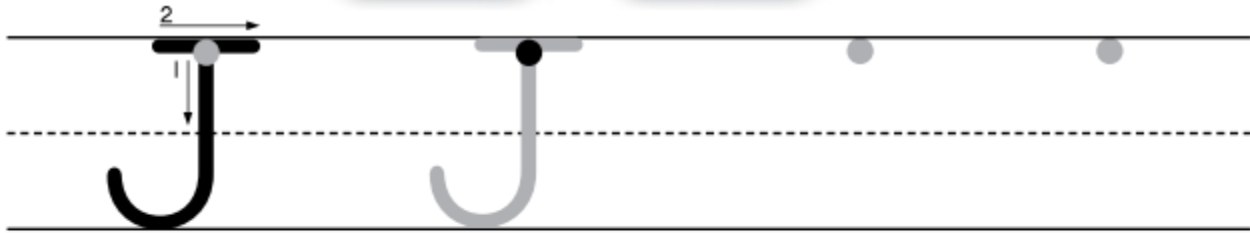
Johnny likes to jump, jump, jump.

Johnny likes to jump, jump, jump.

Everybody jump, jump, jump.

Everybody jump!

Yeah!





Koala

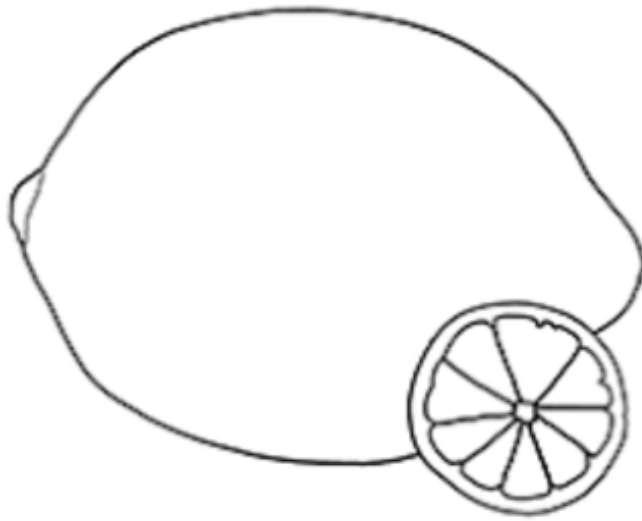
Koala, koala, as happy as can be.

Koala, koala, won't you come and dance
with me?

Koala, koala, sitting high up in the tree,

Koala, koala, munching eucalyptus leaves.





I Licked a Lemon

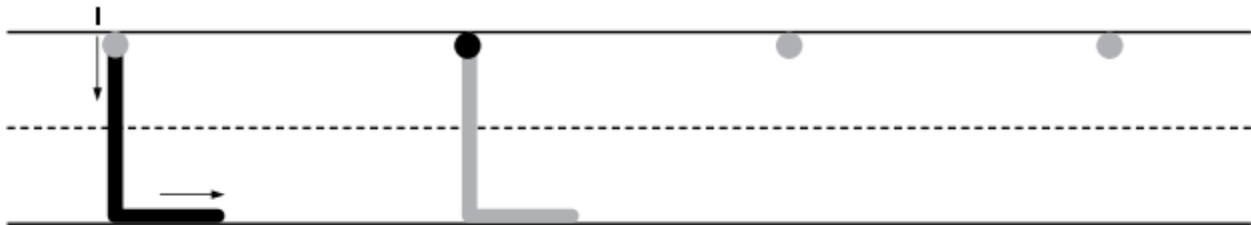
I licked a lemon, and it had a sour taste.

I licked a lemon, and I made a funny face.

I like lemon candy and I like lemonade,

and I like lemon cake and pie,

but a lemon I can't take!



My Map


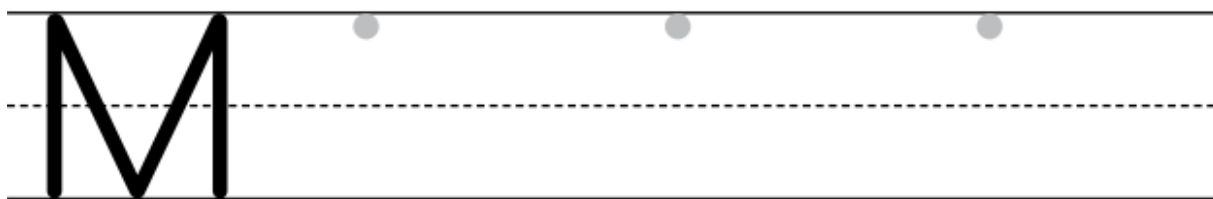


Beneath my mat I have a map.

I memorize it when I nap

so I don't fall into a trap

and lose my way without a map!



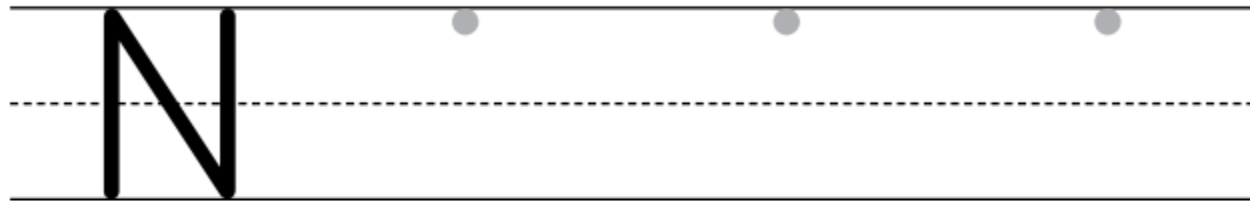


Nellie's Nest



Nellie built a lovely nest,
a lovely nest, the very best.

Nellie built a lovely nest,
and that is where she stayed!



If You Take an Octopus to Dinner



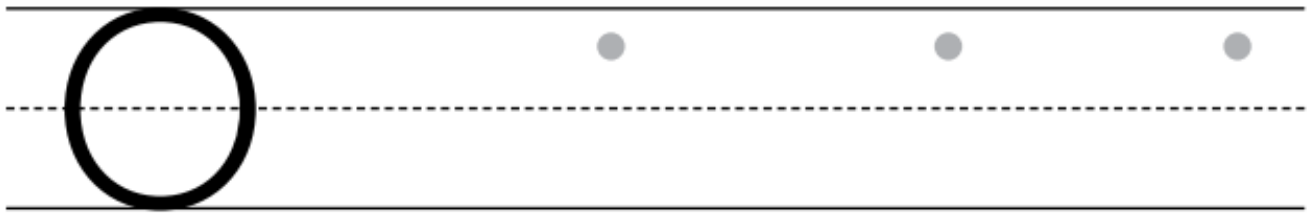
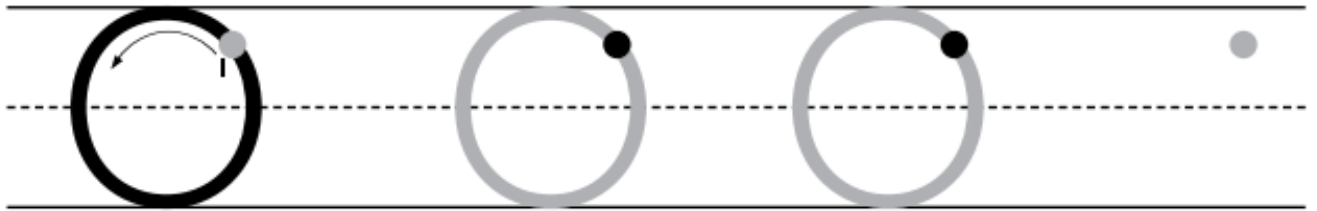

If you take an octopus to dinner,
do not worry or make a fuss.

An octopus has eight long arms.
It's one of his many charms.

Wave your arms like an octopus!

O-C-T-O-P-U-S!

Yes! Yes! You'll make a mess
if you take an octopus to dinner.



Polly and Paul Play the Piano



Polly and Paul play the piano.

Polly and Paul play every day.

High or low,


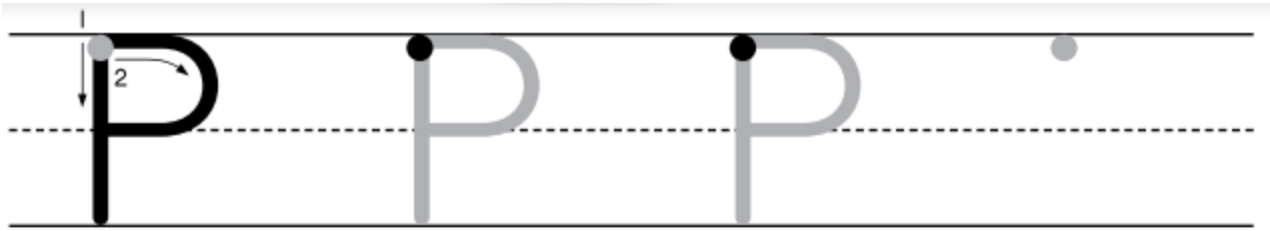
Fast or slow,

Loud or soft,

Now they're off!

Polly and Paul play the piano.

Polly and Paul play every day!



The queen is taking a walk.

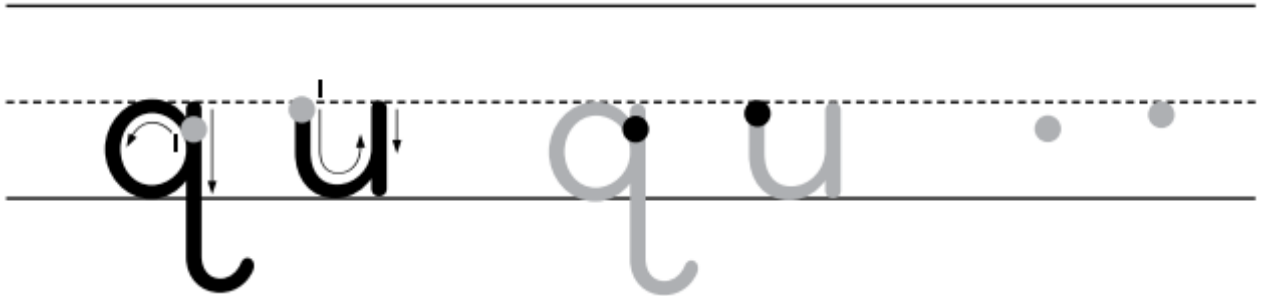
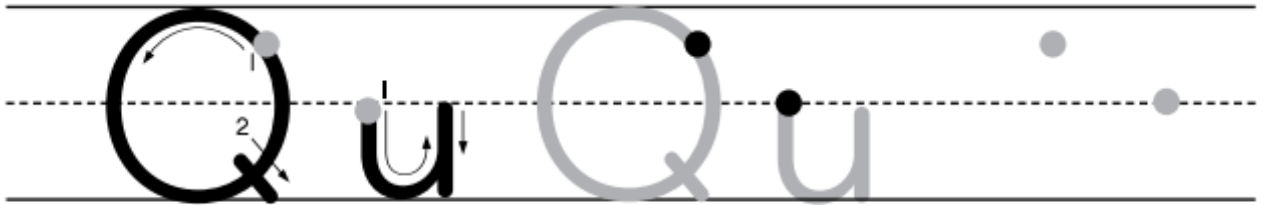
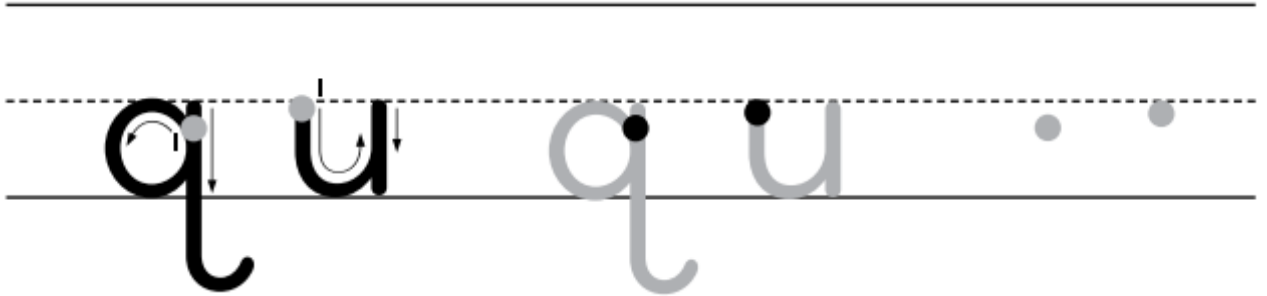
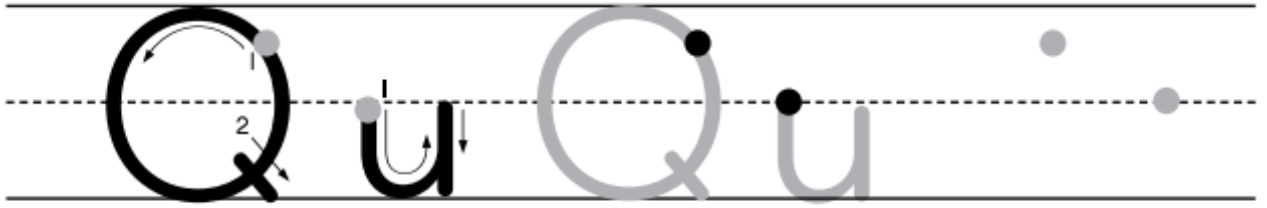
The queen is taking a walk.

Everybody get in line,
the queen is taking a walk.

The queen is taking a nap,

The queen is taking a nap.

Everybody be quiet because
the queen is taking a nap.



A Rose

A rose is nice. A rose is sweet.

It's the loveliest flower that you will meet.

But here is a warning and a word to the wise:

Be careful or you're in for a sharp surprise!



A rose can make a beautiful bouquet.

A rose can brighten up anyone's day.

Now, I don't want to grumble, and I don't
want to grouch,

but a rose can make you

SAY OUCH!



See the Sun Rise

See the sun rise in the morning.

See the sun rise, I'm ready to play.

See the sun rise in the morning.


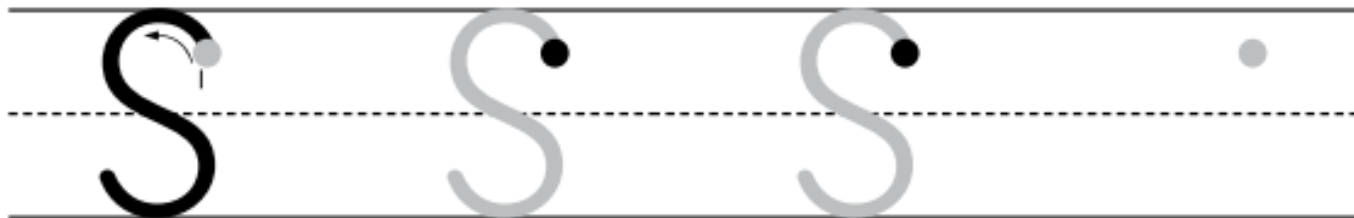

See the sun rise, it's going to be a great day.


Say hello, hello to the sun.

Say hello to everyone.

See the sun rise in the morning.

See the sun rise, it's going to be a great day.





My Two-Ton Turtle

My two-ton turtle took a train to town.
 My two-ton turtle tried to look around,
 and then my two-ton turtle tried to trot,
 but my two-ton turtle could not trot!

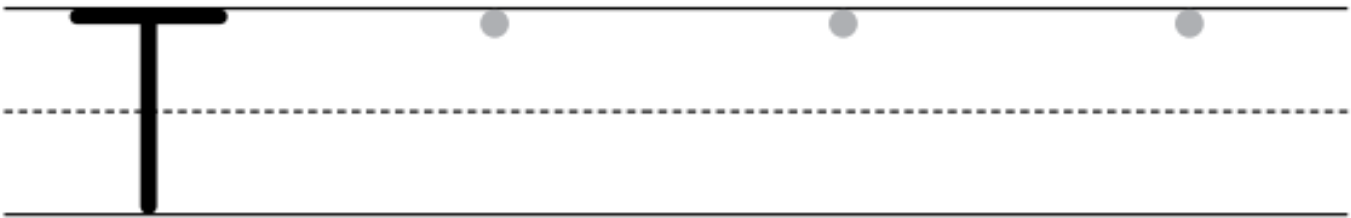
My two-ton turtle tried to climb a tree.

My two-ton turtle tried to see what he
 could see,

and then my two-ton turtle wondered why
 he fell flat on his back when he tried to fly!

Oh, my two-ton turtle.

Oh, my two-ton turtle.


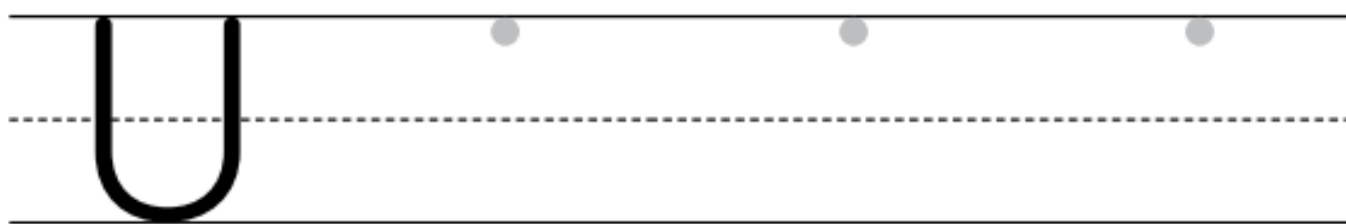


My Umbrella

I can hide underneath my umbrella.
I can hide underneath my umbrella.
My umbrella goes up
when the rain comes down.
I stay dry underneath my umbrella.



When I look underneath my umbrella,
When I look underneath my umbrella,
I understand how nice
an umbrella can be.
I stay dry underneath my umbrella.





It's a Volcano

What is standing very still?

Is it a volcano, or is it a hill?

If it starts to shake, and it cannot stop,

It's a volcano! It's a volcano!

It's a volcano! It's a volcano!

It's a volcano, and it's going to BLOW
ITS TOP!

BOOM!



What Can You See Out Your Window?

What can you see out your window?

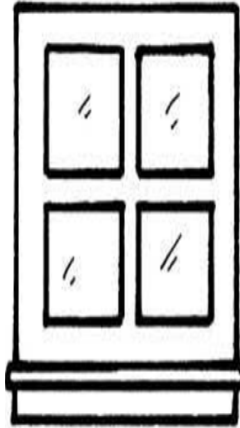
Can you see a bird flying in the sky?

What can you see out your window?

Can you see people hurrying by?

Can you watch the willow tree waving
goodbye?

Can you hear the wind blowing branches
on high?




What can you see out your window?

Can you watch winter snowflakes as they
gently fall?

What can you see out your window?

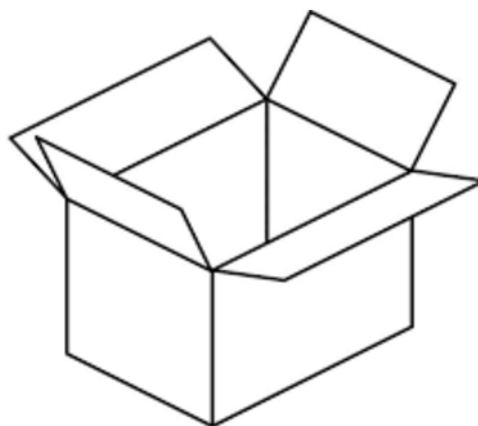
Make a wish at the wonder of it all.



Freddy the Fox Was Carrying a Box

Freddy the fox was carrying a box,
was carrying a box of six shoes and socks.
"Freddy," said I, "I wonder why,
you're carrying a box of six shoes and socks."

"Boo," said Freddy, "I'll give you a clue.
I'll give you a clue so you know what to do.
I'm carrying a box of six shoes and socks.
Four for me and two for you!"





If You Have a Yo-Yo

If you have a yo-yo,
a yo-yo, a yo-yo,
Everywhere that you go,
your yo-yo goes there, too!

Walk the dog and around the world.

Walk the dog and around the world.

Loop the loop and give it a twirl.

Loop the loop and give it a twirl.

If you have a yo-yo,

a yo-yo, a yo-yo,

Everywhere that you go,

your yo-yo goes there, too!



Zeke the Zebra wore a coat

and zipped it to his chin.

When the zipper got stuck, it was his
bad luck,

so he played his violin.

Hi-ho, it's the funniest sight

that you will never see.

When the zipper got stuck, it was his
bad luck,

so he played his violin.

He climbed into his sleeping bag

and zipped himself right in.

When the zipper got stuck, it was his bad luck,
so he played his violin.

Hi-ho, it's the funniest sight


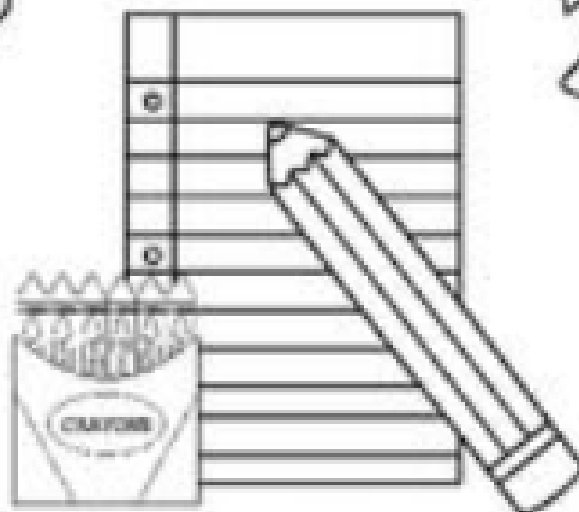
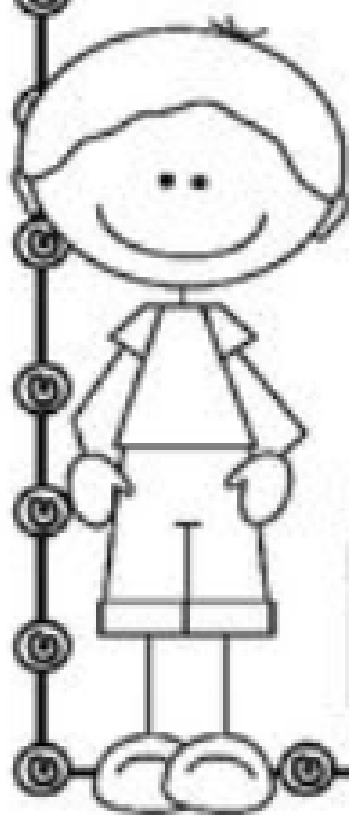
that you will never see.

When the zipper got stuck, it was his bad luck,
so he played his violin.



My Kindergarten Journal

Name _____



Read Aloud Prompts : After reading a book, choose a prompt below that would work well with the book you read. Do your best to write and draw to answer the prompt. (There is a sentence starter to help.)

Literature/Fiction/Story book

Draw where the story takes place. How is this place like a place that you have been to? How is it different? (The places are the same because...The place is different because....)

Draw a character from this story. Tell what makes the character the same as you? Tell what makes the character different. (The character is different because... The character is the same because....)

Draw a picture of something that happens in the story. How does it remind you of something that happened to you? What made it the same as the story? What made it different? (What happened in the story is the same because...)

Draw where the story takes place. What makes this place the same as your neighborhood? How is this place different? (This place is the same as my neighborhood because...)

Draw a character from this story. How does the character act the same as you? How does the character act differently? (The character acts differently from me because...)

Draw a picture of something that happens in the story. How is it the same as something that has happened to you? How is it different? (The things that happened are the same because...)

Non-fiction/Informational

What did you learn? (I learned the cows have four parts to their stomachs)

How does the place in the selection remind you of a place that you know? How is the place you know different? Draw a picture of the place that you know. Tell how it is different. (The place I know is different because...)


Writing Journal


Choose a different prompt each day to write about. Cross it off after you have written about it. Use a fresh page in your journal each day.



Where is your favorite place to play? Write and draw about it.	Pretend we are meeting to play at a park. What would you want to do?	If you could have a playdate with anyone, who would it be. What would you do?	Draw and write about what you are wearing today. Use details!
Write and draw about your favorite Dr. Seuss book.	Draw and write about something you have learned about in first grade.	Write and draw about something you are looking forward to.	Free choice! You choose what you want to write about today.
Draw and write about your teacher. Use details!	Draw a treasure map! Label it!	What do you want to be when you grow up? Draw and write about it.	If you could have a classroom pet, what pet would it be? Write and draw about it.
If you could meet any author or illustrator, who would it be?	What do you love to do during Fun Friday time? Draw and write about it.	Free choice! You choose what you want to write about today.	Draw and label a picture of your bedroom.






























This image shows a section of handwriting practice paper. It contains four identical sets of horizontal lines, each set consisting of three lines: a solid top line, a dashed middle line, and a solid bottom line. These lines are evenly spaced and extend across the width of the page, providing a guide for letter formation and alignment.

This image shows a section of handwriting practice paper. It contains four identical sets of horizontal lines, each set consisting of three lines: a solid top line, a dashed middle line, and a solid bottom line. The lines are evenly spaced and extend across the width of the page.

This image shows a section of handwriting practice paper. It contains four identical sets of horizontal lines, each set consisting of three lines: a solid top line, a dashed middle line, and a solid bottom line. The lines are evenly spaced and extend across the width of the page.




This image shows a section of handwriting practice paper. It contains four identical sets of horizontal lines, each set consisting of three lines: a solid top line, a dashed middle line, and a solid bottom line. These lines are evenly spaced and extend across the width of the page, providing a guide for letter formation and alignment.

This image shows a section of handwriting practice paper. It contains four identical sets of horizontal lines, each set consisting of three lines: a solid top line, a dashed middle line, and a solid bottom line. These lines are evenly spaced and extend across the width of the page, providing a guide for letter formation and alignment.

This image shows a section of handwriting practice paper. It contains four identical sets of horizontal lines, each set consisting of three lines: a solid top line, a dashed middle line, and a solid bottom line. The lines are evenly spaced and extend across the width of the page.

This image shows a section of handwriting practice paper. It contains four identical sets of horizontal lines, each set consisting of three lines: a solid top line, a dashed middle line, and a solid bottom line. The lines are evenly spaced and extend across the width of the page.







This image shows a section of handwriting practice paper. It contains four identical sets of horizontal lines, each set consisting of three lines: a solid top line, a dashed middle line, and a solid bottom line. These lines are evenly spaced and extend across the width of the page, providing a guide for letter formation and alignment.

This image shows a section of handwriting practice paper. It contains four identical sets of horizontal lines, each set consisting of three lines: a solid top line, a dashed middle line, and a solid bottom line. These lines are evenly spaced and extend across the width of the page, providing a guide for letter formation and alignment.

This image shows a section of handwriting practice paper. It contains four identical sets of horizontal lines, each set consisting of three lines: a solid top line, a dashed middle line, and a solid bottom line. The lines are evenly spaced and extend across the width of the page.



Phonics, Letters & Word Games

The Picture cards in this packet can be used for these games
as well as your Alphabet Book.

Rhyming Word Tic-Tac-Toe

Choose 9 picture cards. Give partners a Tic-Tac-Toe grid. Have players place picture cards face down on each space of the game board. Play: Players take turns. The first picks up a picture card and names the picture. Then he or she has to say a word that rhymes with the name of the object. If successful, that player can then place an O or an X in that space. The winner is the player who first gets three Os or Xs in a row horizontally, vertically, or diagonally. For a challenge, have players use the 4 x 4 grid. Have them say two rhyming words before they can place their O or X.

The Long Ride

Materials: Oval board, 4-part game spinner or die. Create cards by writing the following letters on slips of paper: b, h, k, p, r, s, t, w. Two or three players can play this game. Draw a star in one square on the gameboard to indicate the beginning and ending point and the following endings on the board in an alternating pattern: _id, _it, _ip. Also give each group a 4-part spinner numbered with 0, 1, 2, and 3. Play: The first player spins the spinner and moves his or her marker the number of spaces indicated. Then that player chooses a card and looks at the word ending in the square. The player reads the word he or she has created. If a nonsense word is created, the player continues choosing cards until a real word is made. The game continues until each player has been around the oval twice. This can be done with other word ending like: ap, an, ot, op, et, ut, up

Read the Room Game

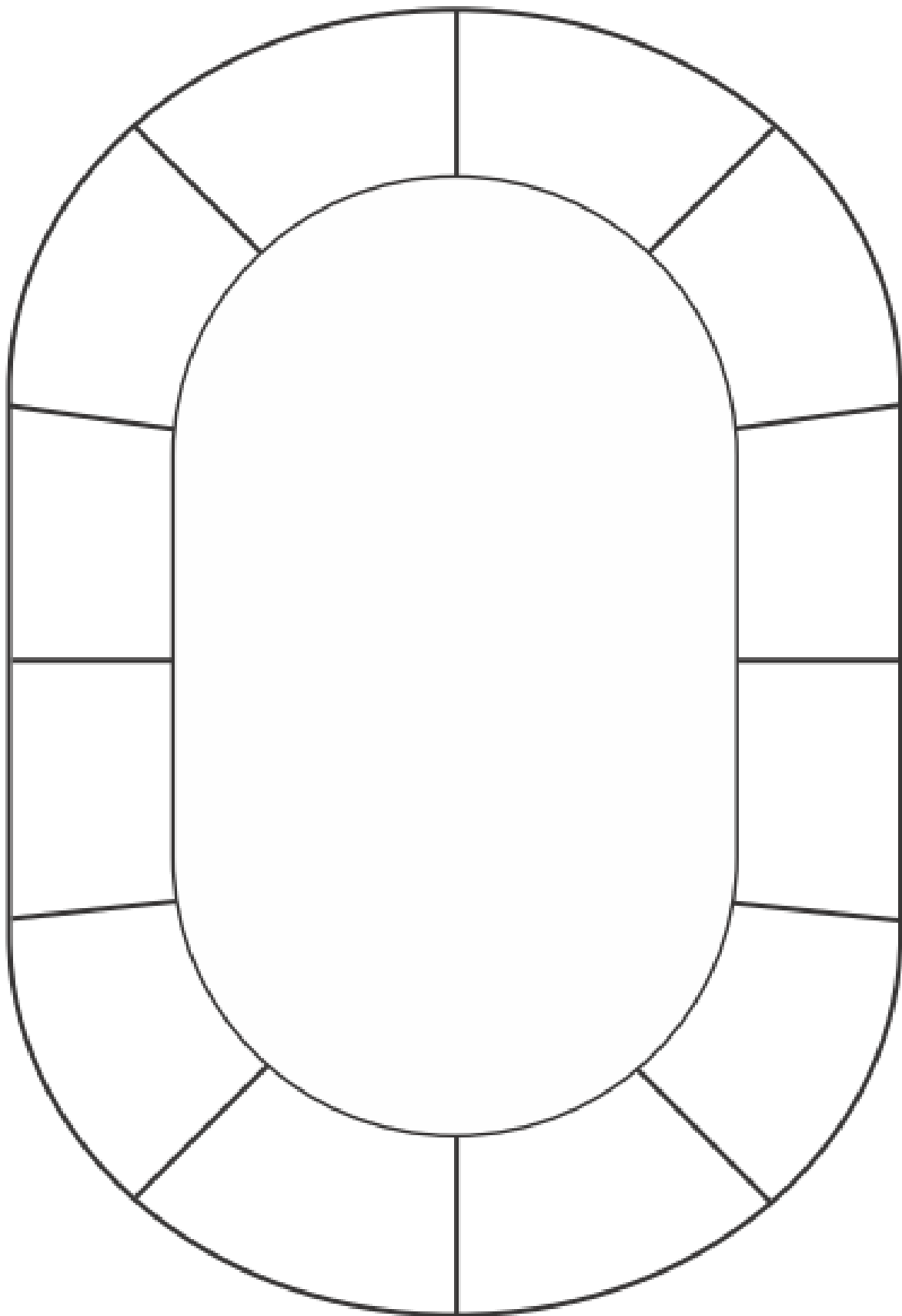
Materials: S-shaped board 4-part spinner or die, game markers, small pieces of paper with high frequency words written on each. Skill: high-frequency word recognition Prepare: This game is for two players. Spread the pieces of paper with words around the room you are in. Get the S-shaped board for each pair. Label the first square "begin" and the last square "end". Fill in the remaining squares with high-frequency words (use your list of words). Give each pair a 4-part spinner filled in with the numbers 1, 2, 3, and 4. Play: Each player spins the spinner and moves the number of spaces indicated. The player then reads the high-frequency word on which he or she has landed. Once the player has read the word on the board, then both players look around the room for the word card. The first player to find the word spins the spinner. If neither player can find the word, then the other player goes next. The winner is the player who reaches the end square first. Game can be played with letters and numbers as well as simple words.

Memory Game

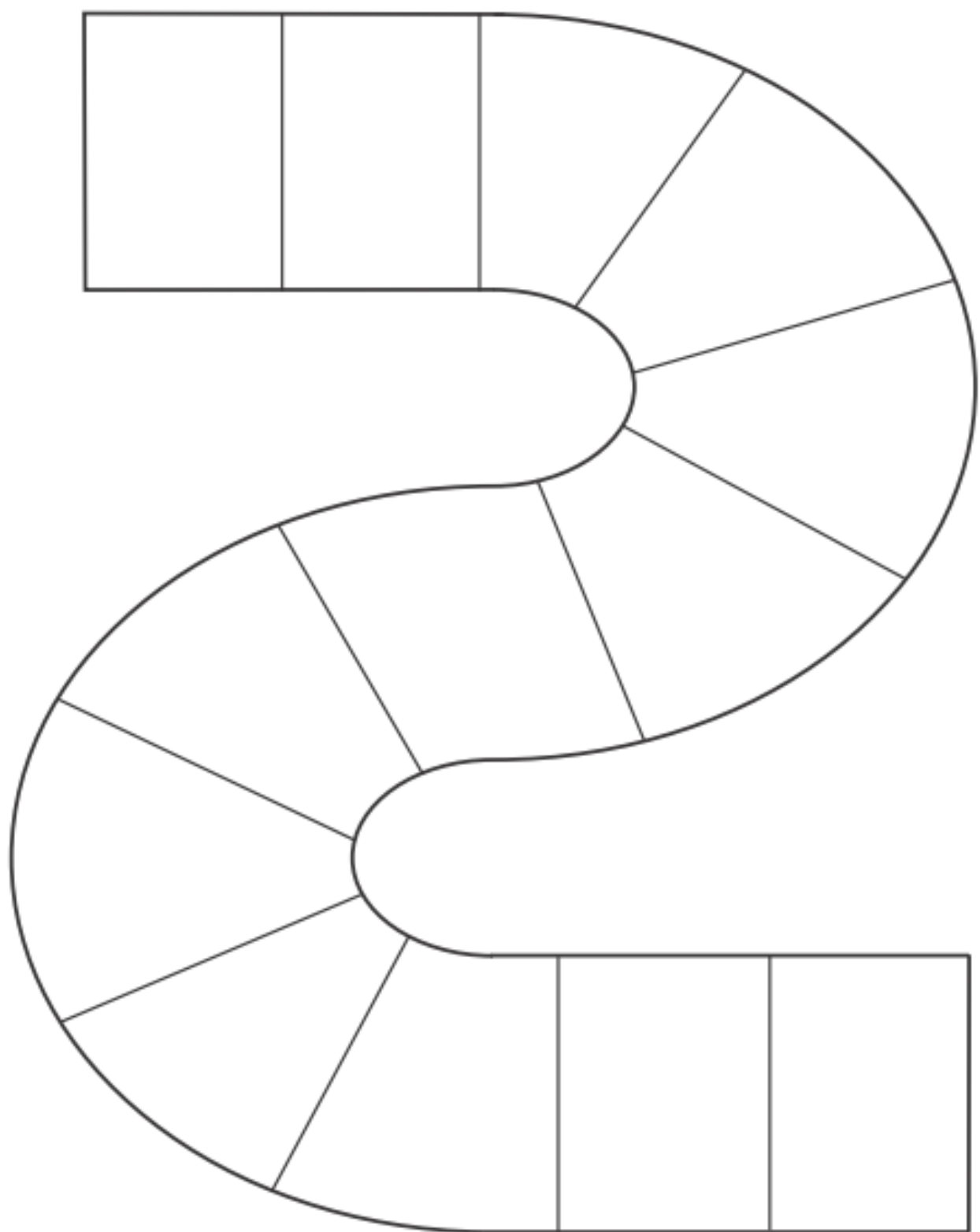
Materials: one set of uppercase letters, one set of lowercase letters Prepare: turn each card over so you only see the blank side of the card. Spread the cards out into a grid. Each player takes a turn flipping over 2 cards at a time. If a player turns over the matching uppercase and lowercase letter- they keep the pair and get a point. If a player doesn't get a match, flip the cards back over and move to the next player's turn.

Tic-Tac-Toe


Oval Game Board




S-shaped Game Board




Letter Aa sound at the beginning of the words: apple, ant, anchor, ambulance, astronaut, alligator




Letter Bb sounds at the beginning of the words: baby, ball, banana, bear, bicycle, book




Letter Cc sounds at the beginning of the words: camera, cat, cow, car, comb, carrot




Letter Dd sounds at the beginning of the words: dinosaur, dog, duck, door, deer, doctor




Letter Ee sounds at the beginning of the words: egg, elevator, elbow, envelope, elephant, exit




Letter Ff sounds at the beginning of the words: fan, feather, feet, fish, fork, four




Letter Gg sounds at the beginning of the words: gate, goose, girl, goat, gorilla, guitar




Letter Hh sounds at the beginning of the words: hammar, hand, hook, horse, hose, house



Letter Ii sounds at the beginning of the words: iguana, ink, inchworm, inch, invitation, insect




Letter Jj sounds at the beginning of the words: jacket, jam, jar, jeep, jump, jewelry



Letter Kk sounds at the beginning of the words: kangaroo, key, kick, king, kite, koala




Letter Ll sounds at the beginning of the words:ladder, ladybug, lamp, leaf, leg, log




Letter Mm sounds at the beginning of the words:man, milk, monkey, moon, mop, mouse




Letter Nn sounds at the beginning of the words: needle, nest, net, nine, nurse, nut




Letter Oo sounds at the beginning of the words: octopus, olives, otter, ostrich, ox, October




Letter Pp sounds at the beginning of the words: paint, pencil, penguin, piano, pizza, pumpkin




Letter Qq sounds at the beginning of the words: quarter, question mark, queen, quilt, quail, quill




Letter Rr sounds at the beginning of the words:rainbow, rake, refrigerator, ring, rope, rug



Letter Ss sounds at the beginning of the words:sandwich, saw, seven, soap, sock, sun




Letter Tt sounds at the beginning of the words: table, ten, tiger, toothbrush, towel, turtle




Letter Uu sounds at the beginning of the words: umbrella, under, umpire, undershirt, upside down, up




Letter Vv sounds at the beginning of the words: van, vest, vine, violin, volcano, vegetables



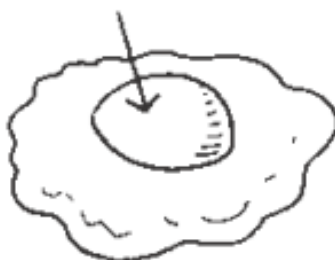

Letter Ww sounds at the beginning of the words: wagon, watch, watermelon, wave, wig, window




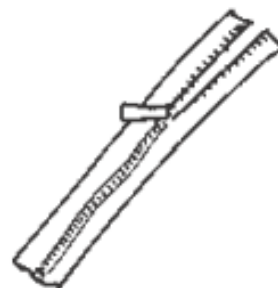
Letter Xx sounds at the END of the words: fox, box, six, ax, mix, ox



Letter Yy sounds at the beginning of the words: yard, yarn, yawn, yo-yo, yolk, yak



Letter Zz sounds at the beginning of the words: zebra, zero, zipper, zoo, zigzag, zucchini



dad

had

pad

sad

am

ham

jam

ram

can

fan

man

pan

tan

van

cap

map

nap

tap

cat

fat

hat

mat

pat

sat

bed

fed

led

red

den

hen

men

ten

get

jet

net

pet

vet

wet

kick

lick

pick

sick

did

hid

lid

rid

pin

fin

bin

tin

hip

lip

rip

sip

tip

zip

fix

mix

six

hop

mop

pop

cot

hot

lot

not

pot

ox

box

fox

duck

luck

puck

tuck

bug

hug

jug

mug

rug

tug

bun

fun

run

sun

but

cut

hut

nut

A	B	C	D	E
F	G	H	I	J
K	L	M	N	O
P	Q	R	S	T
U	V	W	X	Y
Z				



A	B	C	D	E
F	G	H	I	J
K	L	<u>M</u>	N	O
P	Q	R	S	T
U	V	<u>W</u>	X	Y
Z				



a	<u>b</u>	c	<u>d</u>	e
f	g	h	i	j
k	l	<u>m</u>	<u>n</u>	o
<u>p</u>	q	r	s	t
<u>u</u>	v	<u>w</u>	x	y
z				



a	<u>b</u>	c	<u>d</u>	e
f	g	h	i	j
k	l	<u>m</u>	<u>n</u>	o
<u>p</u>	q	r	s	t
<u>u</u>	v	<u>w</u>	x	y
z				

