



Sunday	Monday	Tuesday	Wednesday	Thursday	Friday	Saturday
1	2	3	1	2	3	4
5	6	7	8	9	10	11
12	13	14	15	16	17	18
19 Week 1: Use the interactive read aloud card #1 from Wonders Unit 8 week 2	20 Speaking Look at the picture and have your child share what they see! Ask questions like: What do you see in the picture? What is the ____ doing?	21 Listening Tell your child about your favorite place to visit. 	22 Reading Turn over the picture card and read the story to your child. You may choose to ask one of the questions next to the story or make up your own question about the story to ask them!	23 Speaking Using the picture of the week, have your child imagine a story about it. In their storytelling they should say who is in the story, where they are at and a sequence of 2-3 events that happen.	24 Writing Have your child draw a picture of a place they would like to visit. 	25
26 Week 2: Use interactive read aloud card #2 from Wonders Unit 8 week 2	27 Speaking Look at the picture and have your child share what they see! Ask questions like: What do you see in the picture? What is the ____ doing?	28 Listening Tell your child a story about a place you visited as a child.	29 Reading Turn over the picture card and read the story to your child. You may choose to ask one of the questions next to the story or make up your own question about the story to ask them!	30 Speaking Using the picture of the week and last week's picture, ask your child to tell you which place they would rather visit and why!	1 Writing The word <i>travel</i> means to move from one place to another. Have your child complete the following sentence in writing. <i>I would like to travel to ____.</i> They can draw a picture to match!	

Week 1: April 20th



The Best of the West

What do you know about the American West?

The American West is a special place to visit in our **country**. It has exciting cities, high mountains, and amazing wildlife. Let's take a tour of four famous spots in the West.

Do you know the word for "a crack deep in the ground with a river at the bottom"? It's called a canyon. The Grand Canyon is a huge canyon in Arizona. Many people visit this national park each year.

Visitors can enjoy the view or hike down the canyon. Some people raft on the Colorado River and look at wildlife. One animal is the California condor, the largest flying bird in North America. If you hike the canyon, be **careful** of the weather. It might be cold at the top, but the temperature at the bottom can be 100 degrees!

1

Interactive Read Aloud

Oral Vocabulary

country

Define: A *country* is an area of land and people who are ruled by one government.

Example: Marta was born in the *country* of Colombia.



Ask: What is another *country* near the United States?

careful

Define: To be *careful* is to pay close attention to what you are doing or saying.

Example: Lisa was *careful* not to spill the milk on the counter.



Ask: Are you *careful* when you ride a bike? Explain.

ELL

ENGLISH LANGUAGE LEARNERS

Main Idea and Details Guide children to identify the card's main idea and supporting details. Ask: *What is this part of the story mostly about? What are some details?*

Intensive Vocabulary Support

Use the routine on *How to Use the Interactive Read-Aloud Cards* to introduce the underlined words.

Week 2: April 27th



Where in the West can you see bison, moose, and grizzly bears? And where can you see a natural fountain that sprays water more than 100 feet in the air? These are in Yellowstone National Park! Yellowstone was the very first national park in the United States. It is an amazing place to explore.

Under the ground of Yellowstone is hot, liquid rock. Yellowstone is covered with spots where hot water, mud, and steam push up from underground. These areas are called hot springs. Pools of hot water bubble up from underground.

Yellowstone also has hundreds of geysers—more than any other place on Earth! Geysers are like hot springs that erupt with steam and water. The Old Faithful geyser erupts about 20 times each day. It sprays water high into the air.

Have you ever heard the word *safari*? On a safari, you **travel** through the land and look at animals. Yellowstone is a great place in the United States to go on safari. As you drive through the park, you will see bison, bears, moose, and elk *up close*. If you're lucky, you may even spot a wolf or a bald eagle.

Oral Vocabulary

travel

Define: To *travel* is to move from one place to another.

Example: I want to *travel* to Alaska when I'm older.





Ask: Do you like to *travel* by car, train, boat, or foot?


ELL**ENGLISH LANGUAGE LEARNERS**

Write Sentences Point to the following words on Card 2: *springs*, *geysers*, *erupt*, and *safari*. Have children choose three words and write a sentence that includes each word.

Theme: I Can Help!

Sunday	Monday	Tuesday	Wednesday	Thursday	Friday	Saturday
					1	2
3 Week 3: Use interactive read aloud card #1 from Wonders Unit 9 Week 1	4 Speaking Look at the picture and have your child share what they see! Ask questions like: What do you see in the picture? What is the ____ doing?	5 Listening Tell your child about a chore that you did as a child. Invite them to share a chore they do at home.	6 Reading Look at the picture of the week, ask your child "How does this family feel about doing a chore?" and "How can we make chores fun?"	7 Speaking Ask your child if they would rather help wash a car or clean their room and explain why!	8 Writing Have your child draw a picture of a chore they help with at home!	9 
10 Week 4: Use interactive read aloud card #2 from Wonders Unit 9 Week 1 	11 Speaking Look at the picture and have your child share what they see! Ask questions like: What do you see in the picture? What is the ____ doing?	12 Listening Share with your child how you help other members in your family. Invite them to share how they help others as well.	13 Reading Turn over the picture card and read the story to your child about the picture. You may choose to ask one of the questions next to the story or make your own question about the story to ask them!	14 Speaking Ask your student to orally answer the following question: <i>How do you feel when you contribute to the happiness of your family?</i>	15 Writing The word <i>contribute</i> means to help something or someone. Have your child complete the following sentence in writing. <i>I can contribute to my community by ____.</i> They can draw a picture to match!	16

****Designated ELD-** to support language acquisition for *English Learners* during Distance Learning.

Sunday	Monday	Tuesday	Wednesday	Thursday	Friday	Saturday
					1	2
17 Week 5: Use interactive read aloud card #3 from Wonders Unit 9 Week 2	18 Speaking Look at the picture and have your child share what they see! Ask questions like: What do you see in the picture? What is the ____ doing?	19 Listening Share with your child how you organize a specific item in the house and why. For example, how is your closet, dresser or fridge organized? 	20 Reading Turn over the picture card and read the story to your child about the picture. You may choose to ask one of the questions next to the story or make your own question about the story to ask them!	21 Speaking Using the picture of the week, have your child imagine a story about it. In their storytelling they should say who is in the story, where they are at and a sequence of 2-3 events that happen.	22 Writing Orally practice saying the following complete sentence in different ways: <i>I will help____ (wash the dishes, set the table, sweep the floor, etc.)</i> After 3-4 statements have your child choose one to write and add a picture to match!	23
24 Week 6: Use interactive read aloud card #4 from Wonders Unit 9 Week 2	25 Speaking Look at the picture and have your child share what they see! Ask questions like: What do you see in the picture? What is the ____ doing?	26 Listening Define <i>accomplish</i> for your child (to complete something or carry it out). Share with you child a time you accomplished something and how it made you feel.	27 Reading Turn over the picture card and read the story to your child about the picture. You may choose to ask one of the questions next to the story or make your own question about the story to ask them!	28 Speaking Ask your child about something they would like to accomplish in the next week. Encourage complete sentences such as: <i>I will accomplish ____ this next week!</i>	29 Writing Revisit from the previous day what your child would like to accomplish. Have them write their statement and draw a picture to match!	30

Week 3: May 4th



Helping Out at Home

How can families help out at home?

Home is a very special place. We go there to rest, to play, and to spend time with our families. Home is a place where we feel safe and sound.

But it takes more than a home to keep a family happy, healthy, and safe. It takes cooperation and hard work. Each **member** of the family, from young children to adults, can help out by doing **chores**.

A chore is a job, such as cleaning your room or feeding a pet. Chores can happen inside, outside, or even across town. Chores can even be fun, especially when the whole family does them together. An hour of folding laundry can turn into a time for telling stories, laughing, and listening to music. That doesn't sound like work, does it?

Interactive Read Aloud

Oral Vocabulary

chores

Define: Chores are jobs you do to help at home.

Example: Luka does her chores on Saturday mornings.



Ask: What chores can you do?

member

Define: A member is someone who belongs to a group of people, such as a team, club, or family.

Example: Pedro is a member of two different baseball teams.



Ask: Who is the youngest member of your family?

ELL

ENGLISH LANGUAGE LEARNERS

Use Photographs Point to the photograph on the front of Card 1. Ask: *How do you think this family feels about doing a chore? How do you feel about doing chores? What are some ways to make chores fun?*

Intensive Vocabulary Support

Use the routine on *How to Use the Interactive Read-Aloud Cards* to introduce the underlined words.

Week 4: May 11th



Helping out at home sometimes means taking care of other people in your family. Do you have an older family member, such as a grandfather or an aunt, who lives in your home or in your neighborhood? It can be difficult for some older people to move around. They might have a hard time doing their own chores. Family members like you can bring them food, go for walks with them, keep them company, and help them around the house.

You might also help out a family member who has a disability or an injury. Some children read stories to their brother who is blind, or they carry groceries for their mom who has a sore arm. These are important ways to **contribute** love and support to your family.

Another family chore is babysitting. Do you have older brothers, sisters, aunts, or uncles who take care of you or who take you to fun places? Or do you help take care of a baby in your family? Sometimes parents want to spend time together or with their friends. Babysitting helps them to do that.

Interactive Read Aloud

Oral Vocabulary

contribute

Define: To *contribute* is to help something or someone.

Example: My family will *contribute* coats and mittens to the children's shelter this winter.



Ask: What do firefighters *contribute* to your community?

**ENGLISH LANGUAGE LEARNERS****Relate to Personal Experience**

Ask: How do the members of your family help each other? In what ways do your family members help you? How do you feel when you contribute to the happiness of your family?



The kitchen is often the busiest room in many homes. It is a place where family members make meals, eat, clean up, and then do the same routine again. You have probably noticed that people do a lot of chores in the kitchen.

First, it takes work to **organize** a kitchen. This chore usually happens after a trip to the grocery store. Your mom or dad might ask you to put the food in a cabinet or refrigerator. This keeps the food neat and easy to find.

Next, many children help their parents or older siblings prepare meals. They wash vegetables, stir ingredients in a bowl, make sandwiches, or set the table. Some meals, like holiday dinners, take all day to prepare!

After you finish your meal, there are more chores to do. Now it's time to clear the table, wash and put away the dishes, and wipe the counters. People spend a lot of time doing kitchen chores, so many families make the kitchen the nicest, coziest room of their home. Roll up your sleeves and pitch in!

Interactive Read Aloud

Oral Vocabulary

organize

Define: When you *organize* something, you put it in a neat, tidy order.

Example: Mr. Alvarez asked us to *organize* the papers in our desk drawers.



Ask: How do you *organize* your toys at home?

**ENGLISH LANGUAGE LEARNERS****Repeat Modeled Language**

Point to the following sentence frame on the board: *I will help _____*. Have children repeat the sentence after you model completing it with the following chores: *put away the groceries, prepare the meal, set the table, clear the table, wash the dishes, and clean up the kitchen.*

Week 6: May 25th



Of all the family chores, chores that we do outdoors are often the most fun. These chores change with the seasons. In the fall, leaves need to be raked into piles in the yard. In the winter, family members work together to shovel the snow off of the driveway and sidewalks, or to put up holiday decorations. In the spring and summer, families care for their gardens and yards.

Some outside chores happen all year long. Children can help take out the trash and recycle, pick up the mail, fill bird feeders, and sweep up the porch or patio. The next time you go outside, take a look around your home. Is anything out of place? Does your yard or porch need cleaning or decoration? If the answer is yes, ask your family how you can help!

Outdoor chores help keep us healthy, too. We move our bodies, breathe fresh air, spend time with the whole family, and even meet our neighbors. We can **accomplish** chores faster—and have more fun—when we help each other. Whenever we do chores, our homes become happier places for everyone.

Interactive Read Aloud

Oral Vocabulary

accomplish

Define: When you *accomplish* something, you complete it or carry it out.

Example: We can *accomplish* more work if we help each other.



Ask: Which task did you *accomplish* in school today?

Retell

Help children use the pictures to tell what they see.

Card 1: Where is the family? What are they doing?

Card 2: How is the child helping the older person? How do you think the people in this picture feel?

Card 3: What room are the people in? What chore are they doing?

Card 4: What chore is this family doing? Why do many people enjoy outdoor chores?